

# FINANCIALS

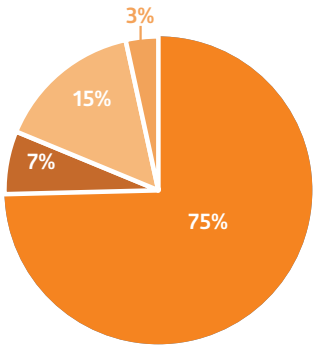
Summary of Activities for Fiscal Year 2016



Homes. Support. Success.

# FINANCIALS

Summary of Activities for Fiscal Year 2017

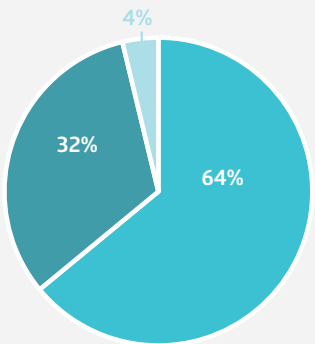
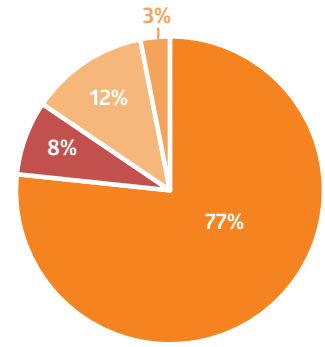


## REVENUE

Development and Service Fees	\$7,274,363
Foundation and Corporate Grants	\$647,053
Government Grants	\$1,496,439
Contributions	\$333,342
<b>Total Revenue</b>	<b>\$9,751,197</b>

## REVENUE

Development and Service Fees	\$11,598,764
Foundation and Corporate Grants	\$1,180,000
Government Grants	\$1,880,382
Contributions	\$468,117
<b>Total Revenue</b>	<b>\$15,127,263</b>

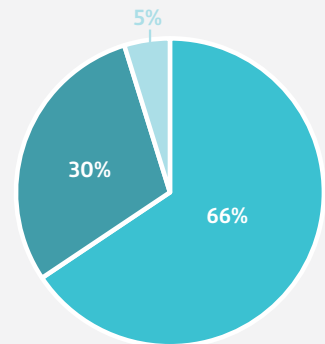


## EXPENSES

Program Services	\$6,719,894
Admin & Ops	\$3,381,196
Fundraising	\$394,582
<b>Total Expenses</b>	<b>\$10,495,672</b>

## EXPENSES

Program Services	\$6,808,138
Admin & Ops	\$3,069,690
Fundraising	\$497,663
<b>Total Expenses</b>	<b>\$10,375,491</b>



## 2016 Financial Position

Current assets	\$3,738,845
Restricted cash	\$1,813,484
Real estate held under development & property, net of depreciation	\$2,401,092
Other Long Term Assets	\$10,676,746
<b>Total Assets</b>	<b>\$18,630,167</b>
Current Liabilities	\$3,278,196
Long Term Liabilities	\$2,158,992
<b>Total Liability</b>	<b>\$5,437,188</b>
<b>Net Assets</b>	<b>\$13,192,979</b>

2016

## 2017 Financial Position

Current assets	\$13,417,377
Restricted cash	\$812,566
Real estate held under development & property, net of depreciation	\$2,423,619
Other Long Term Assets	\$7,782,410
<b>Total Assets</b>	<b>\$24,435,972</b>
Current Liabilities	\$4,332,125
Long Term Liabilities	\$2,159,096
<b>Total Liability</b>	<b>\$6,491,221</b>
<b>Net Assets</b>	<b>\$17,944,751</b>

2017